


### Features

- 400Watts peak pulse power ( $T_p = 8/20\mu s$ )
- SOD-323 package
- Bidirectional configurations
- Low clamping voltage
- Low leakage current
- Low capacitance ( $C_j = 1pF$  typ.)
- Protection one data/power line to:
  - IEC 61000-4-2  $\pm 30kV$  contact  $\pm 30kV$  air
  - IEC 61000-4-4 (EFT) 40A (5/50ns)
  - IEC 61000-4-5 (Lightning) 20A (8/20 $\mu s$ )



### Mechanical Data

- **Case:** SOD-323 (plastic package).  
Lead free; RoHS compliant; Halogen free
- **Molding Compound Flammability Rating:**  
UL 94 V-0
- **Terminals:** High temperature soldering guaranteed:  
260 °C/10 sec. at terminals

### Applications

- Ethernet - 10/100/1000 Base T
- Cellular Phones
- Handheld - Wireless Systems
- Personal Digital Assistant (PDA)
- USB Interface

### Absolute Maximum Ratings

Ratings at 25 °C, ambient temperature unless otherwise specified

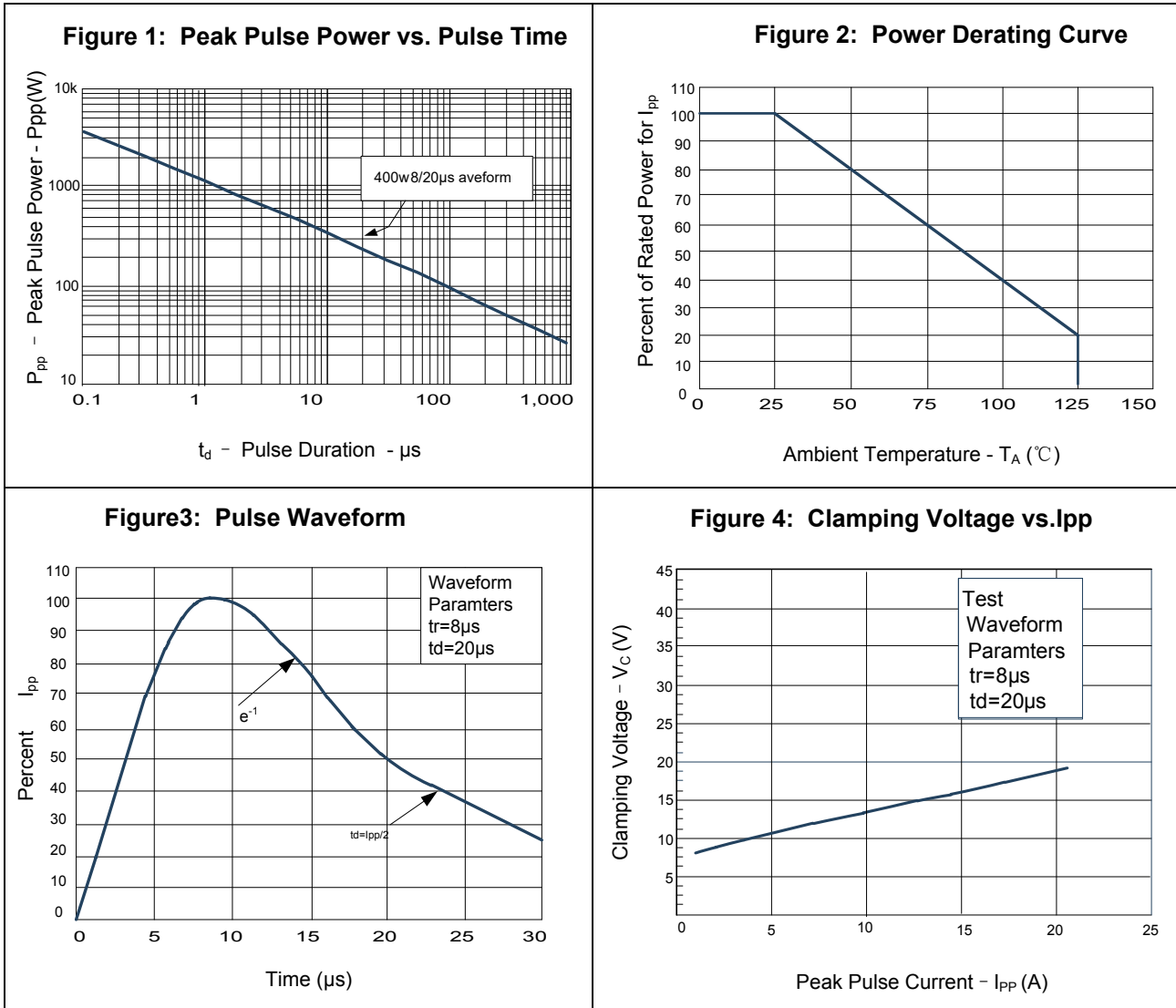
Parameter	Symbol	Value	Unit
Peak Pulse Power ( $T_p = 8/20\mu s$ )	$P_{PP}$	400	W
ESD contact/air discharge (IEC-61000-4-2)	$V_{ESD}$	30/30	kV
Peak Pulse Current ( $T_p = 8/20\mu s$ )	$I_{PP}$	20	A
Junction Temperature	$T_J$	-55 to +150	°C
Storage temperature	$T_{STG}$	-55 to +150	°C

### Electrical Characteristics

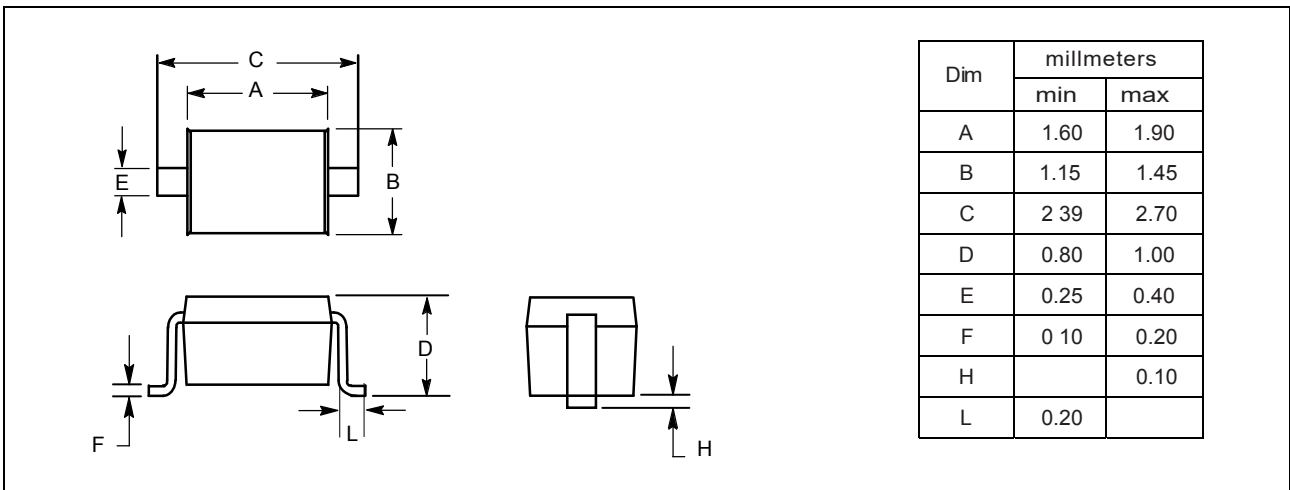
( $T_A = 25$  °C unless otherwise specified)

Parameter	Symbol	Condition	Min	Typ	Max	Unit
Reverse stand-off Voltage	$V_{RWM}$				5	V
Reverse Breakdown Voltage	$V_{BR}$	$I_T = 1mA$	6			V
Reverse Leakage Current	$I_R$	$V_R = 5V$			1	$\mu A$
Clamping Voltage (IEC 61000-4-5)	$V_C$	$I_{PP} = 20A$			20	V
Junction Capacitance	$C_J$	$V_R = 0V, f = 1MHz$		1		pF

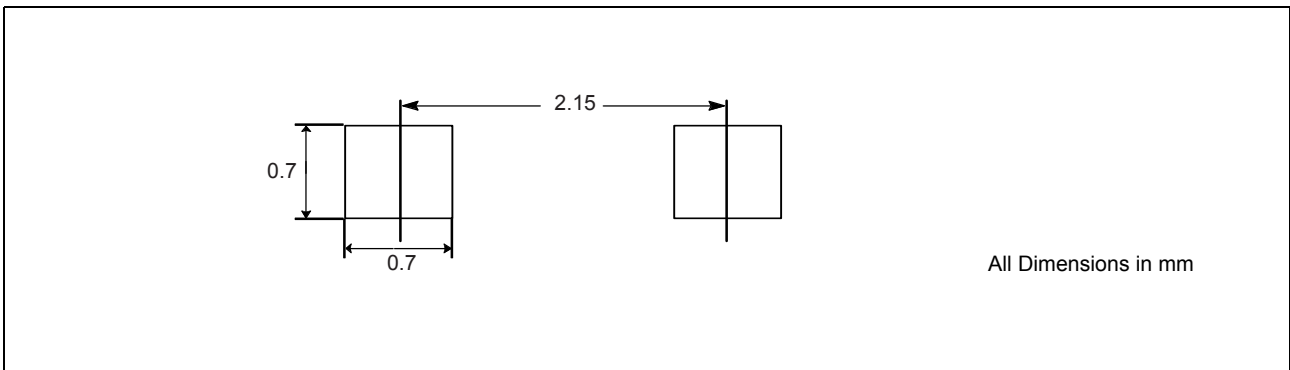
**Typical Characteristics** ( $T_{amb} = 25\text{ }^{\circ}\text{C}$  unless otherwise specified)



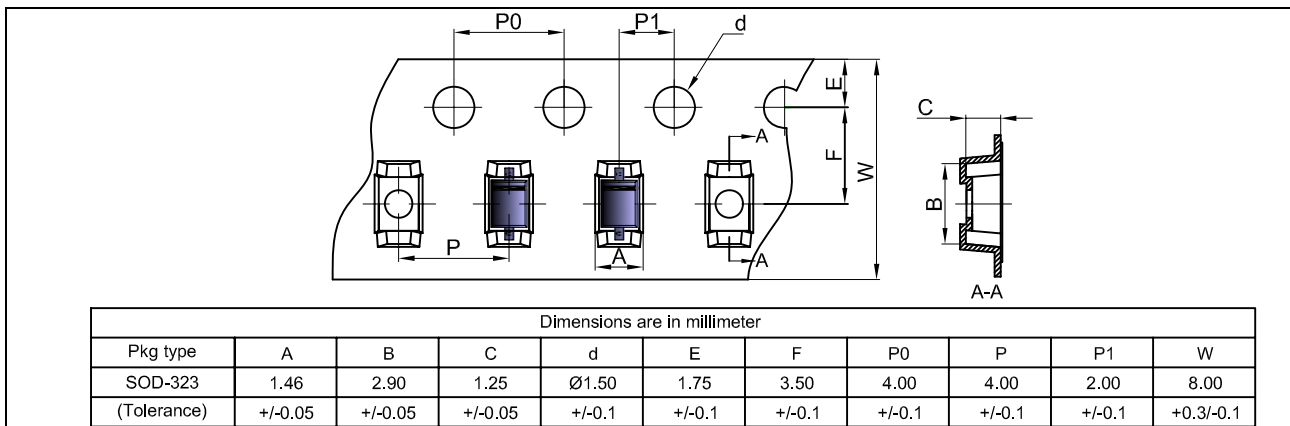
**Package Dimensions**



### PAD Dimension



### Package Information



### Marking



### Ordering information

Order code	Package	Packaging option	Base quantity	Packaging specification
YELSD320520AG	SOD-323	Tape and reel	3000pcs / reel	EIA STD RS-481